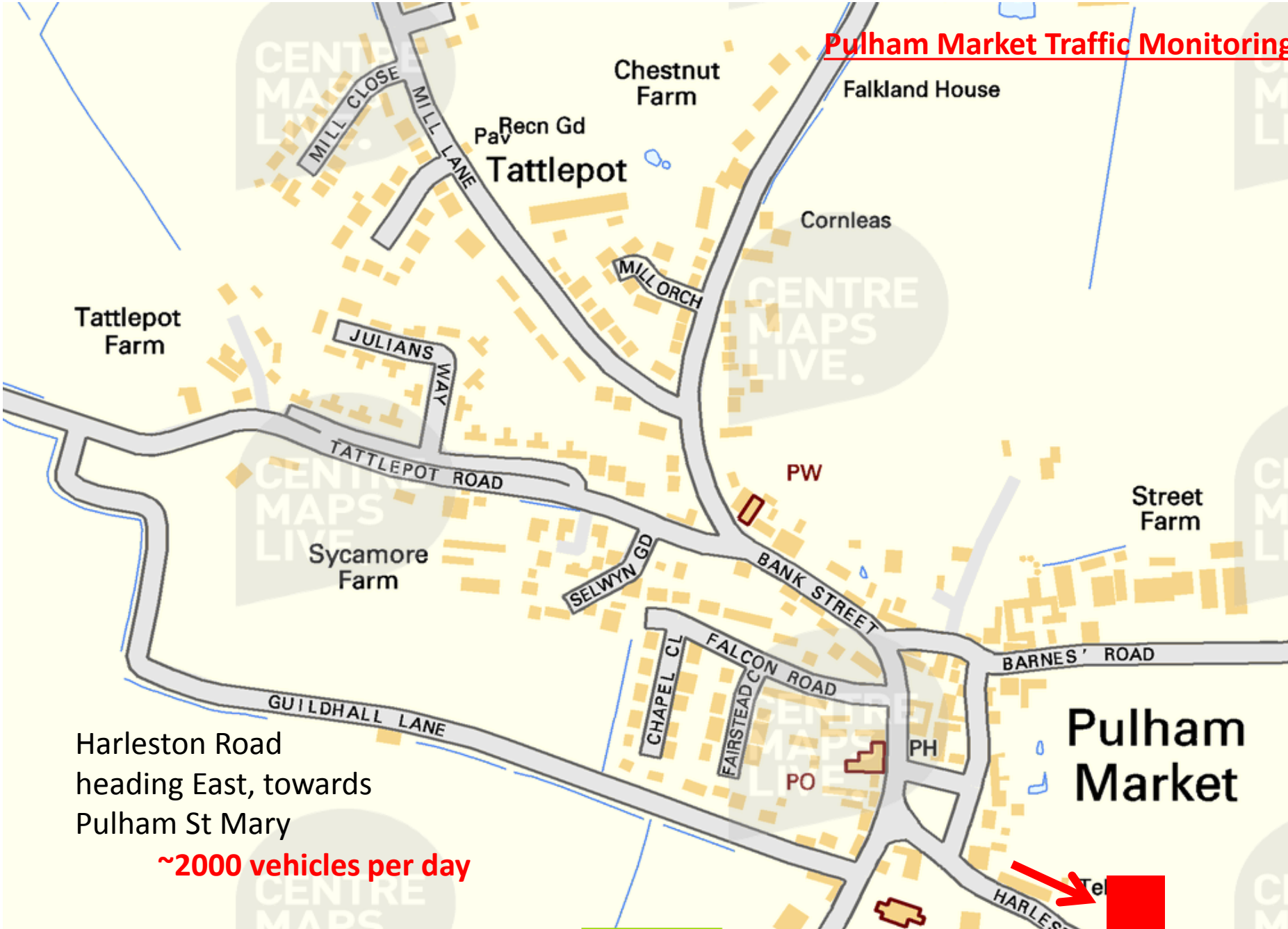


Pulham Market Traffic Monitoring



Harleston Road  
heading East, towards  
Pulham St Mary

**~2000 vehicles per day**

**Pulham  
Market**

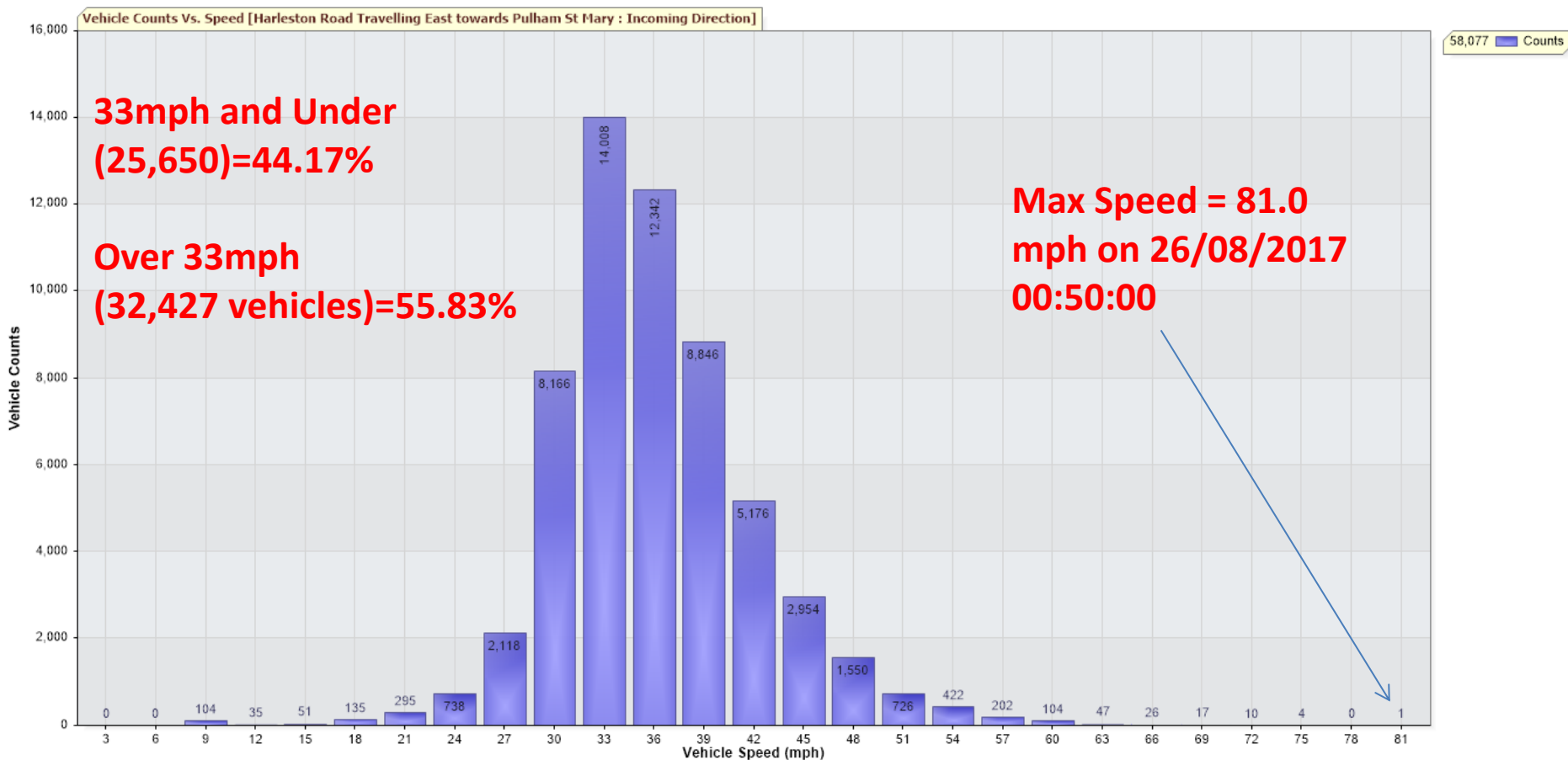
# Pulham Market – Village Speed Limit 30Mph – Harleston Road travelling east towards Pulham St Mary.

Traffic Report From 08/08/2017 09:32:00 through 05/09/2017 09:12:00

Max Speed = 81.0 mph on 26/08/2017 00:50:00

Total Vehicles = 58,077 counts

## Volumes of Traffic travelling at 3mph intervals.



# Pulham Market – Village Speed Limit 30Mph – Harlestone Road travelling east towards Pulham St Mary.

Traffic Report From 08/08/2017 09:32:00 through 05/09/2017 09:12:00

Max Speed = 81.0 mph on 26/08/2017 00:50:00

Total Vehicles = 58,077 counts

Amount of vehicles per hour against the hours throughout the hours day and night.

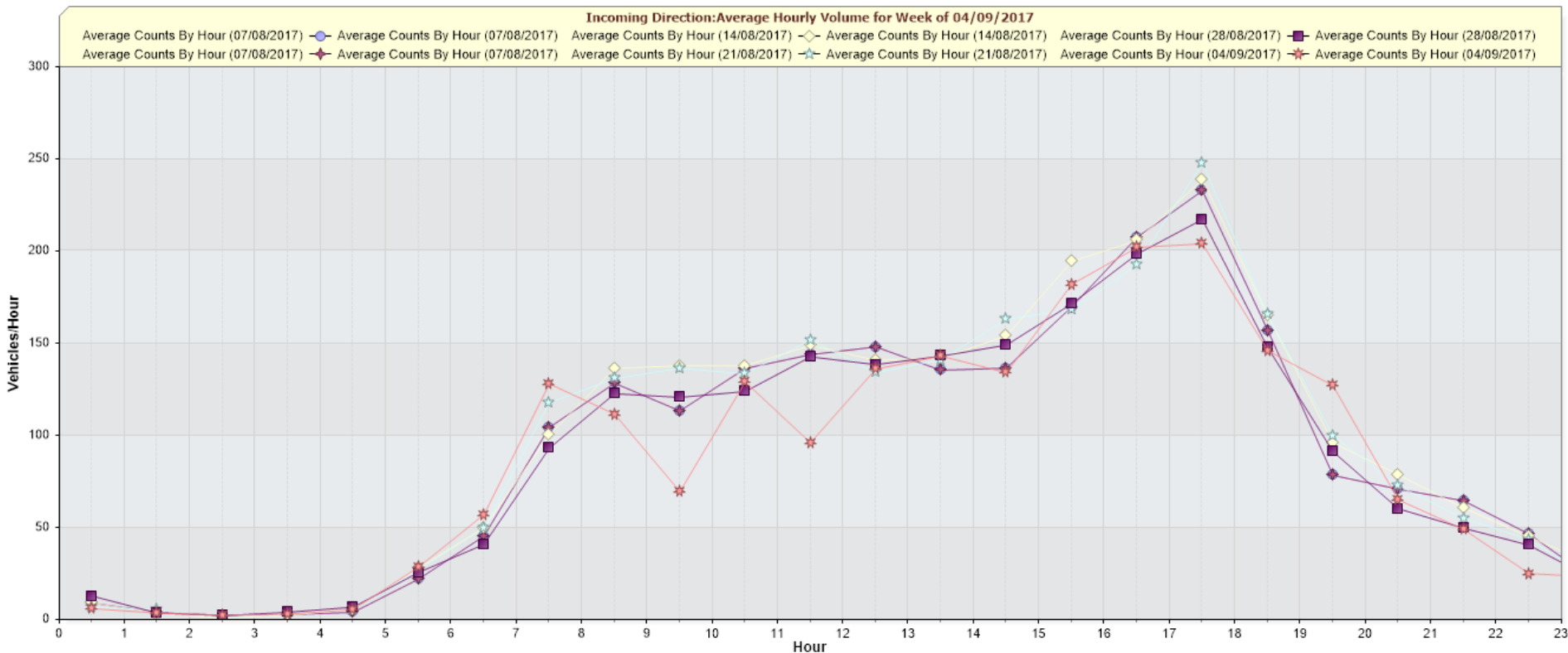
Project: Harlestone Road Travelling East towards Pulham St Mary  
Location: Incoming Direction

Enable Comparisons:

- 14/08/2017
- 21/08/2017
- 28/08/2017
- 04/09/2017

Select Week (Starting Monday):

- 07/08/2017
- 14/08/2017
- 21/08/2017
- 28/08/2017



# Pulham Market – Village Speed Limit 30Mph – Harleston Road travelling east towards Pulham St Mary.

Traffic Report From 08/08/2017 09:32:00 through 05/09/2017 09:12:00

Max Speed = 81.0 mph on 26/08/2017 00:50:00

Total Vehicles = 58,077 counts

## Traffic travelling mph throughout the hours of the day and night.

