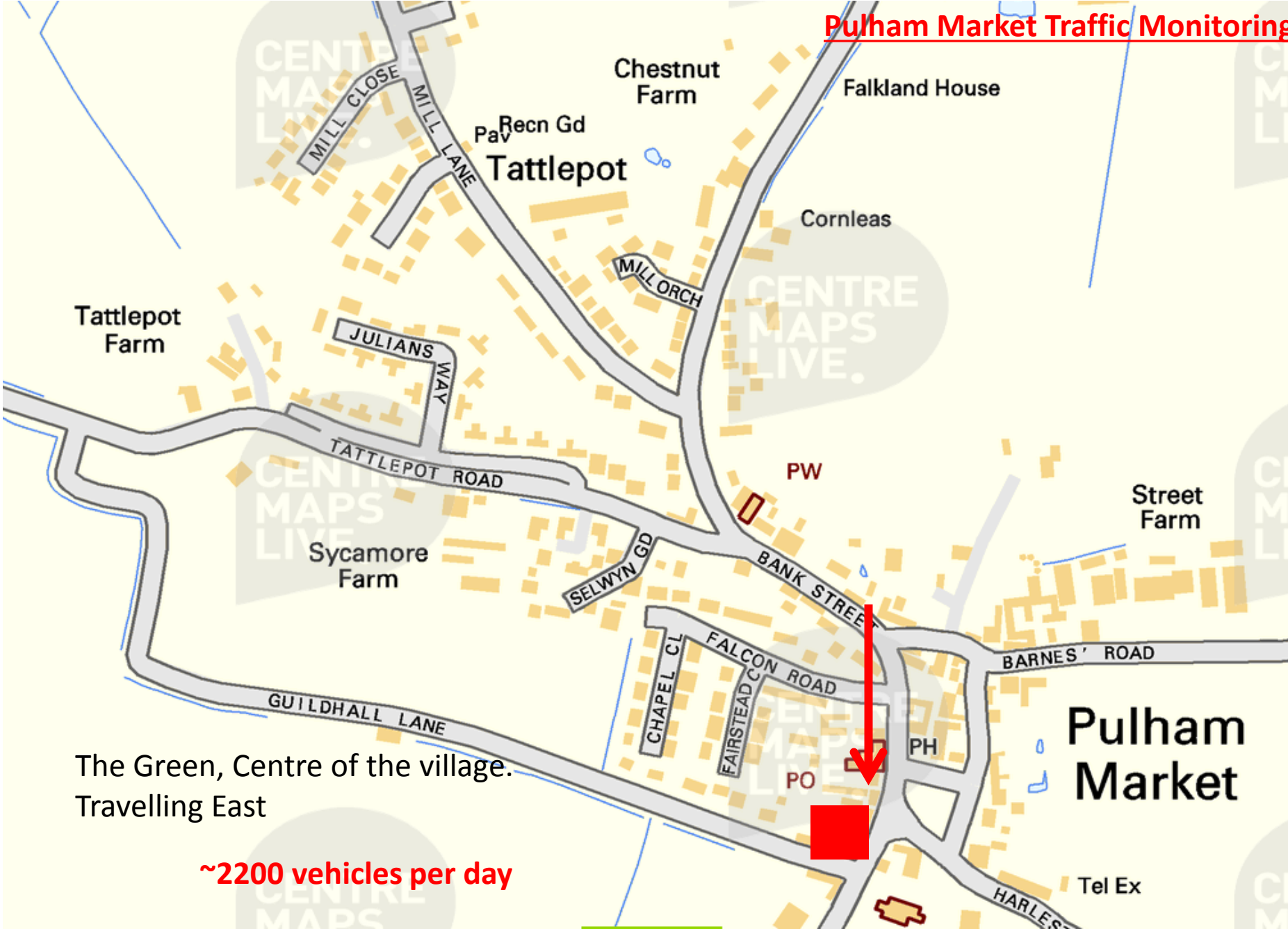


Pulham Market Traffic Monitoring

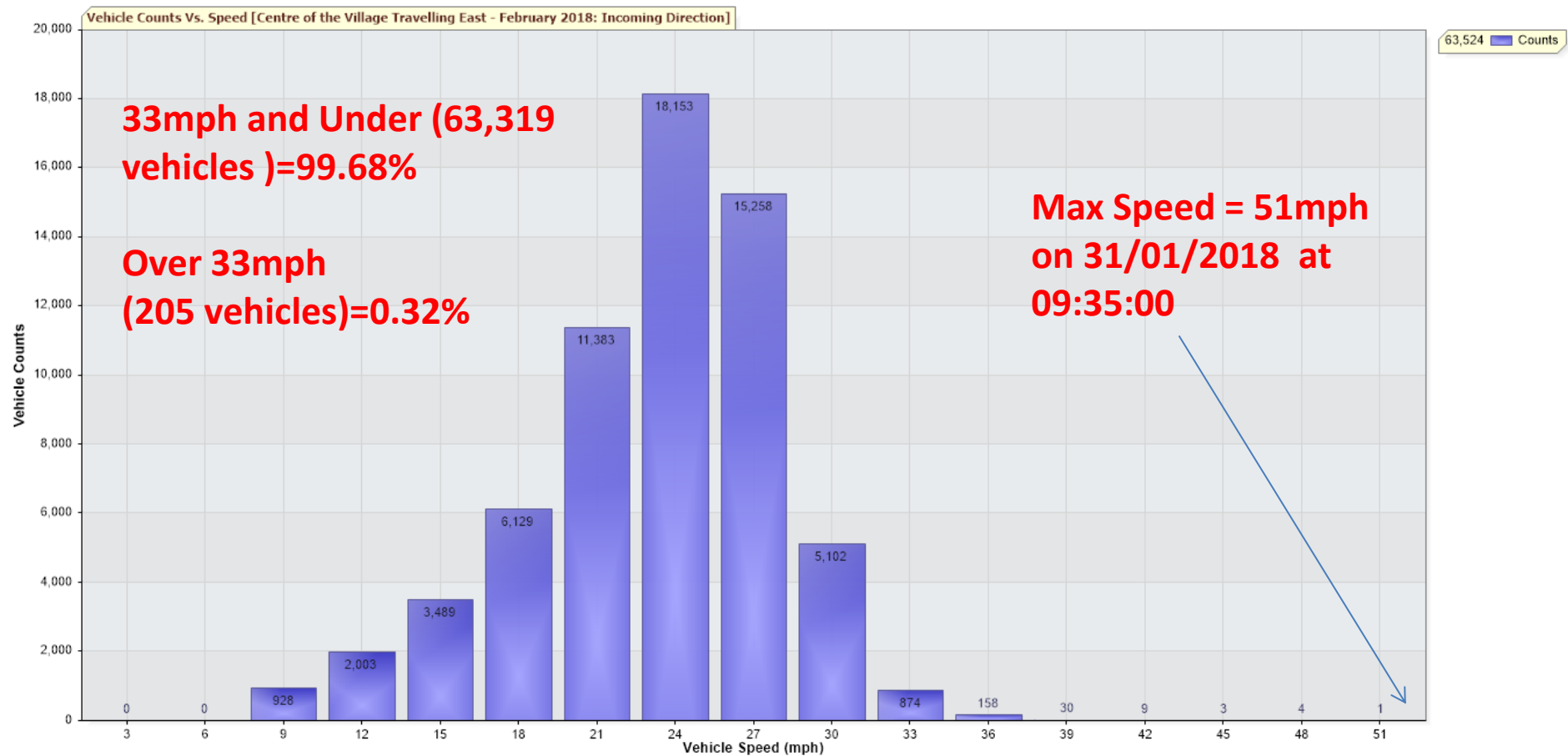


The Green, Centre of the village.
Travelling East

~2200 vehicles per day

**Pulham Market – Village Speed Limit 30Mph – Centre of the Village Travelling East.
Traffic Report From 22/01/2018 09:25:00 through 19/02/2018 09:17:00
Max Speed = 51.0 mph on 31/01/2018 09:35:00
Total Vehicles = 63,524 counts**

Volumes of Traffic travelling at 3mph intervals.



**Pulham Market – Village Speed Limit 30Mph – Centre of the Village Travelling East.
 Traffic Report From 22/01/2018 09:25:00 through 19/02/2018 09:17:00
 Max Speed = 51.0 mph on 31/01/2018 09:35:00
 Total Vehicles = 63,524 counts**

Amount of vehicles per hour against the hours throughout the hours day and night.

Project: Centre of the Village Travelling East - February 2018
 Location: Incoming Direction

Enable Comparisons:

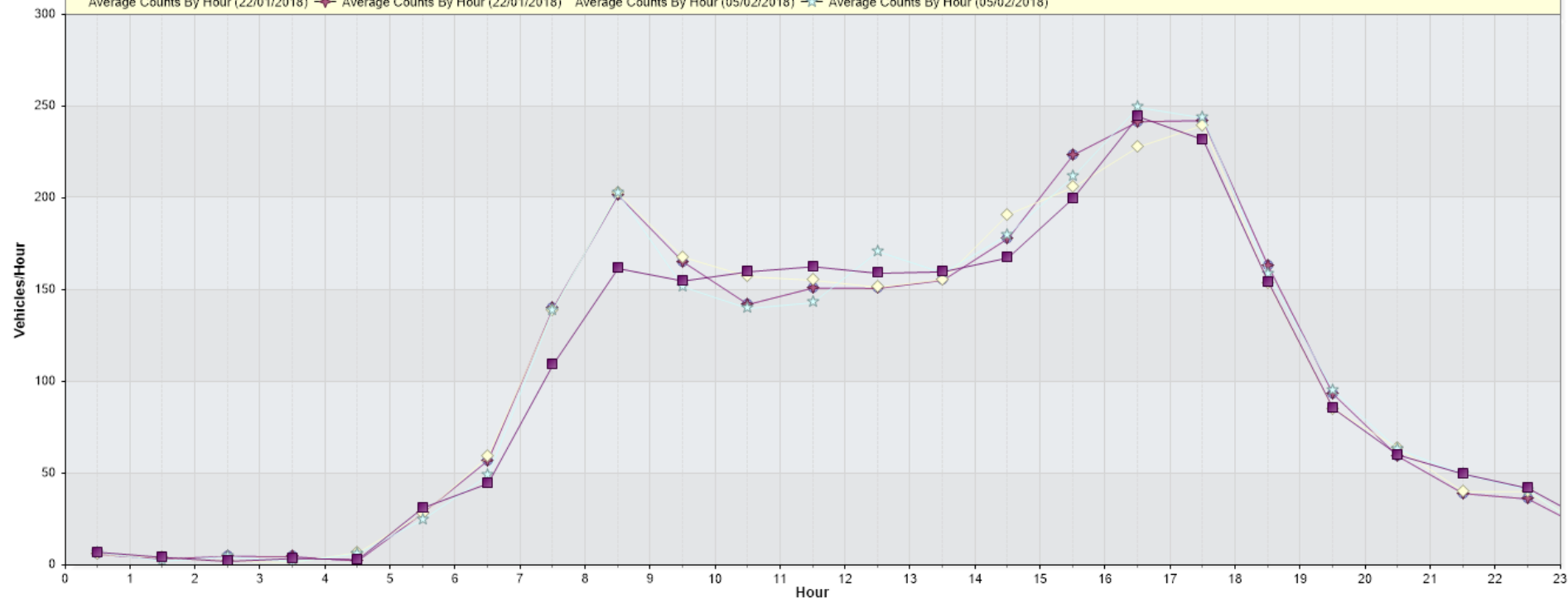
- 22/01/2018
- 29/01/2018
- 05/02/2018
- 12/02/2018

Select Week (Starting Monday):

- 22/01/2018
- 29/01/2018
- 05/02/2018
- 12/02/2018

Incoming Direction: Average Hourly Volume for Week of 12/02/2018

Average Counts By Hour (22/01/2018) — Average Counts By Hour (22/01/2018) Average Counts By Hour (29/01/2018) — Average Counts By Hour (29/01/2018) Average Counts By Hour (12/02/2018) — Average Counts By Hour (12/02/2018)
 Average Counts By Hour (22/01/2018) — Average Counts By Hour (22/01/2018) Average Counts By Hour (05/02/2018) — Average Counts By Hour (05/02/2018)



Pulham Market – Village Speed Limit 30Mph – Centre of the Village Travelling East.

Traffic Report From 22/01/2018 09:25:00 through 19/02/2018 09:17:00

Max Speed = 51.0 mph on 31/01/2018 09:35:00

Total Vehicles = 63,524 counts

Traffic travelling mph throughout the hours of the day and night.

Project: Centre of the Village Travelling East - February 2018
 Location: Incoming Direction

Enable Comparisons:

- 22/01/2018
- 29/01/2018
- 05/02/2018
- 12/02/2018

Plot 85th Pctle Speeds

Select Week (Starting Monday):

- 22/01/2018
- 29/01/2018
- 05/02/2018
- 12/02/2018

