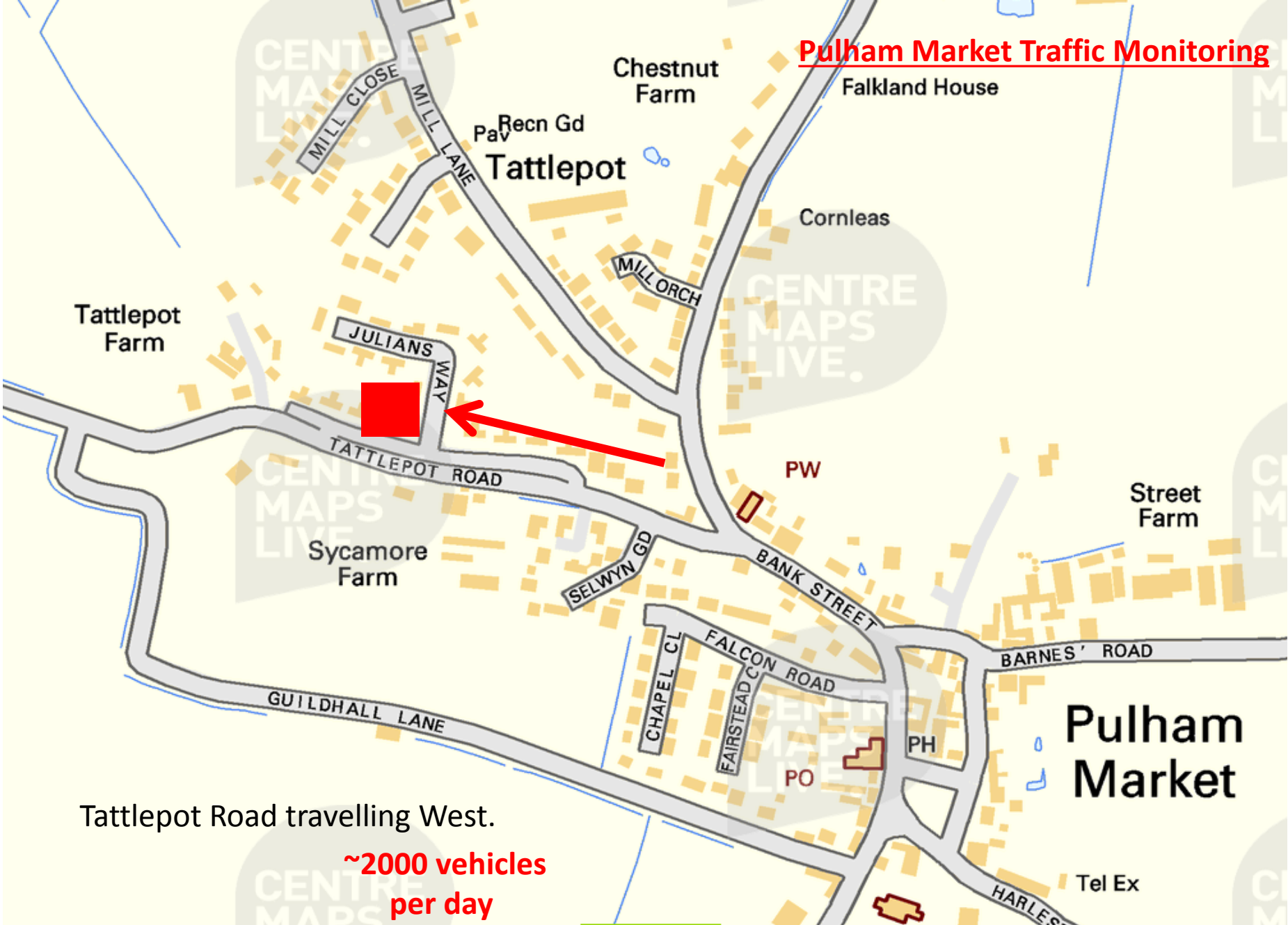


Pulham Market Traffic Monitoring

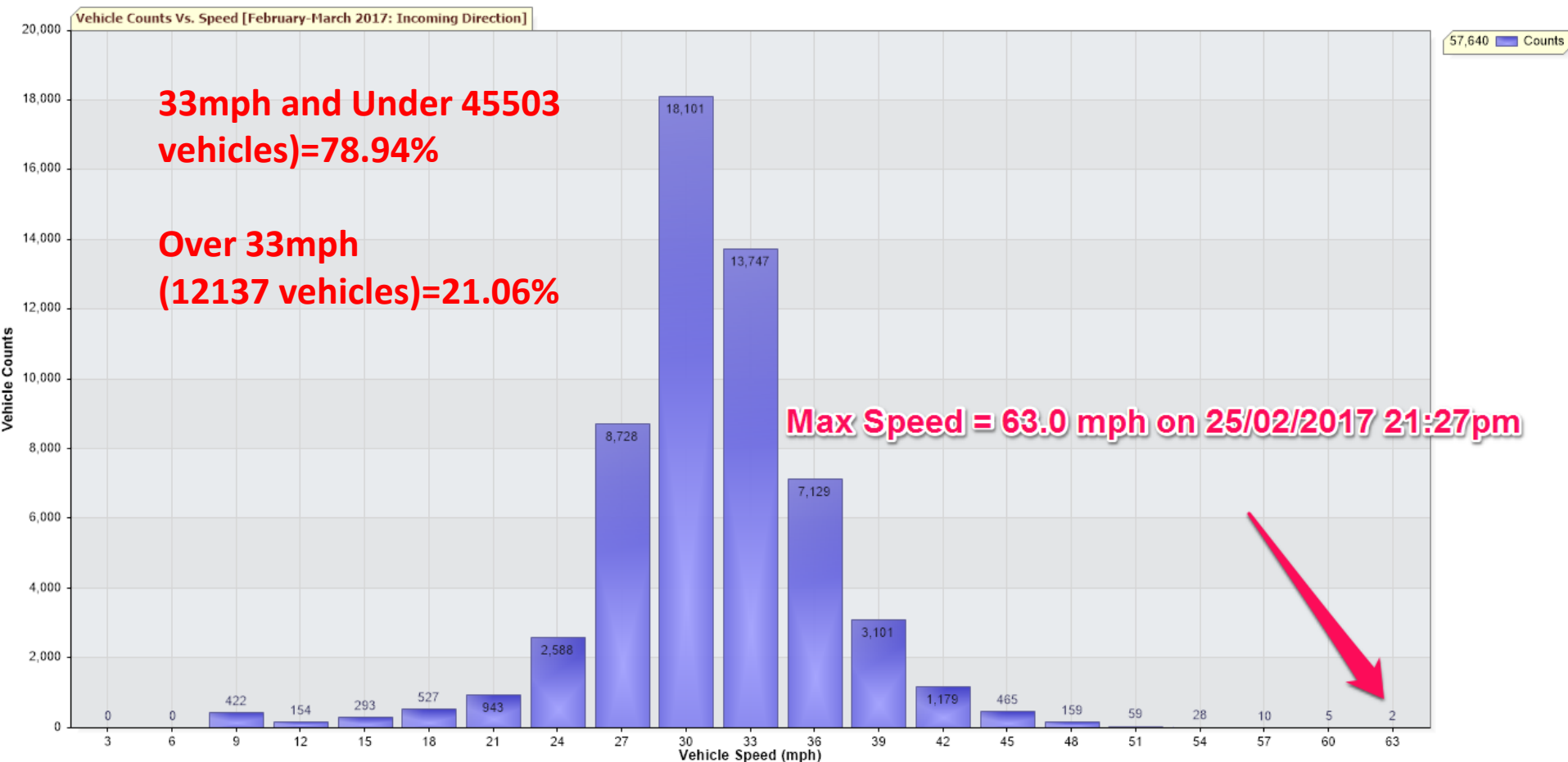


Tattlepot Road travelling West.

**~2000 vehicles
per day**

**Pulham Market – Village Speed Limit 30Mph – Tattlepot Road travelling west.
Traffic Report From 20/02/2017 through 20/03/2017 = 28 Days
Total Vehicles = 57640 counts- 2000 per day**

Volumes of Traffic travelling at 3mph intervals.



Pulham Market – Village Speed Limit 30Mph – Tattlepot Road travelling west.

Traffic Report From 20/02/2017 through 20/03/2017 = 28 Days

Total Vehicles = 57640 counts- 2000 per day

Traffic travelling mph throughout the hours of the day and night.

Project: February-March 2017
 Location: Incoming Direction

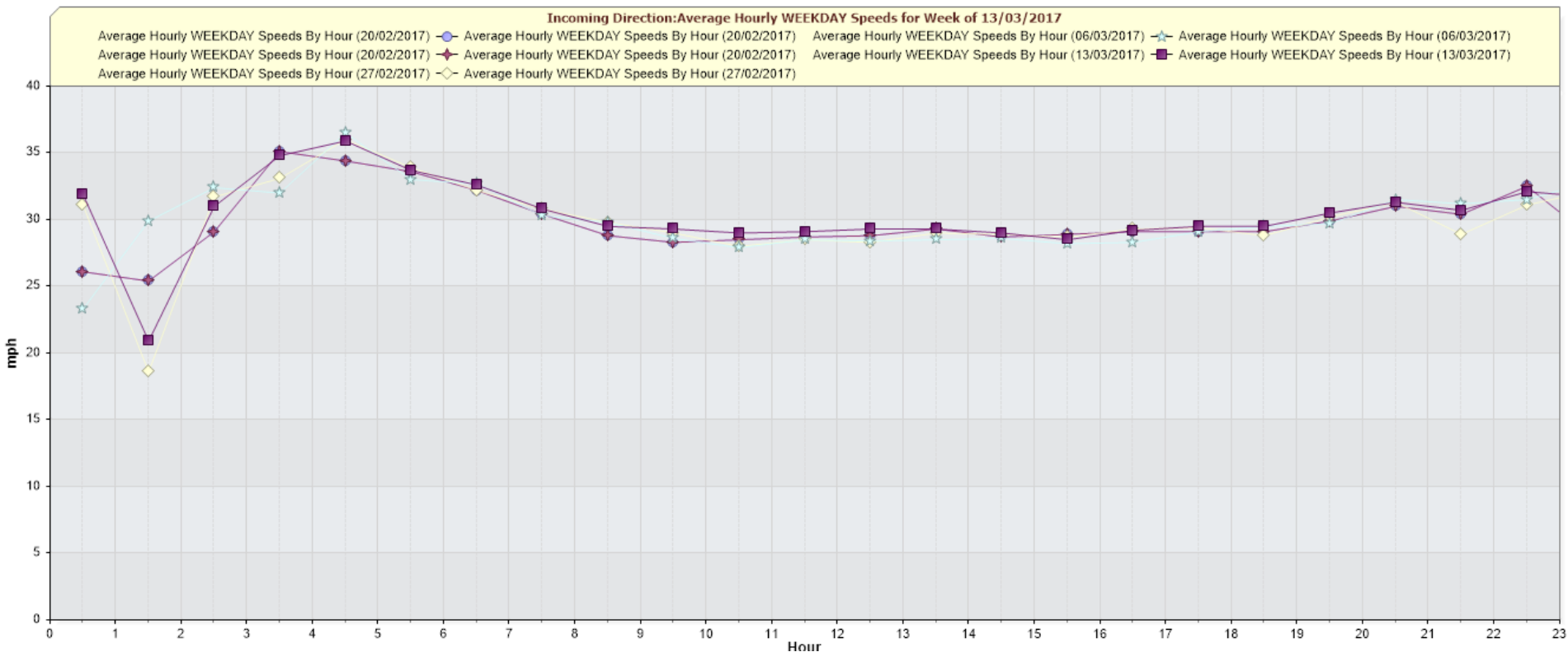
Enable Comparisons:

- 20/02/2017
- 27/02/2017
- 06/03/2017
- 13/03/2017

Plot 85th Pctle Speeds

Select Week (Starting Monday):

- 20/02/2017
- 27/02/2017
- 06/03/2017
- 13/03/2017



Pulham Market – Village Speed Limit 30Mph – Tattlepot Road travelling west.

Traffic Report From 20/02/2017 through 20/03/2017 = 28 Days

Total Vehicles = 57640 counts- 2000 per day

Amount of vehicles per hour against the hours throughout the hours day and night.

Project: February-March 2017
 Location: Incoming Direction

Enable Comparisons:

20/02/2017
27/02/2017
06/03/2017
13/03/2017

Select Week (Starting Monday):

20/02/2017
27/02/2017
06/03/2017
13/03/2017

