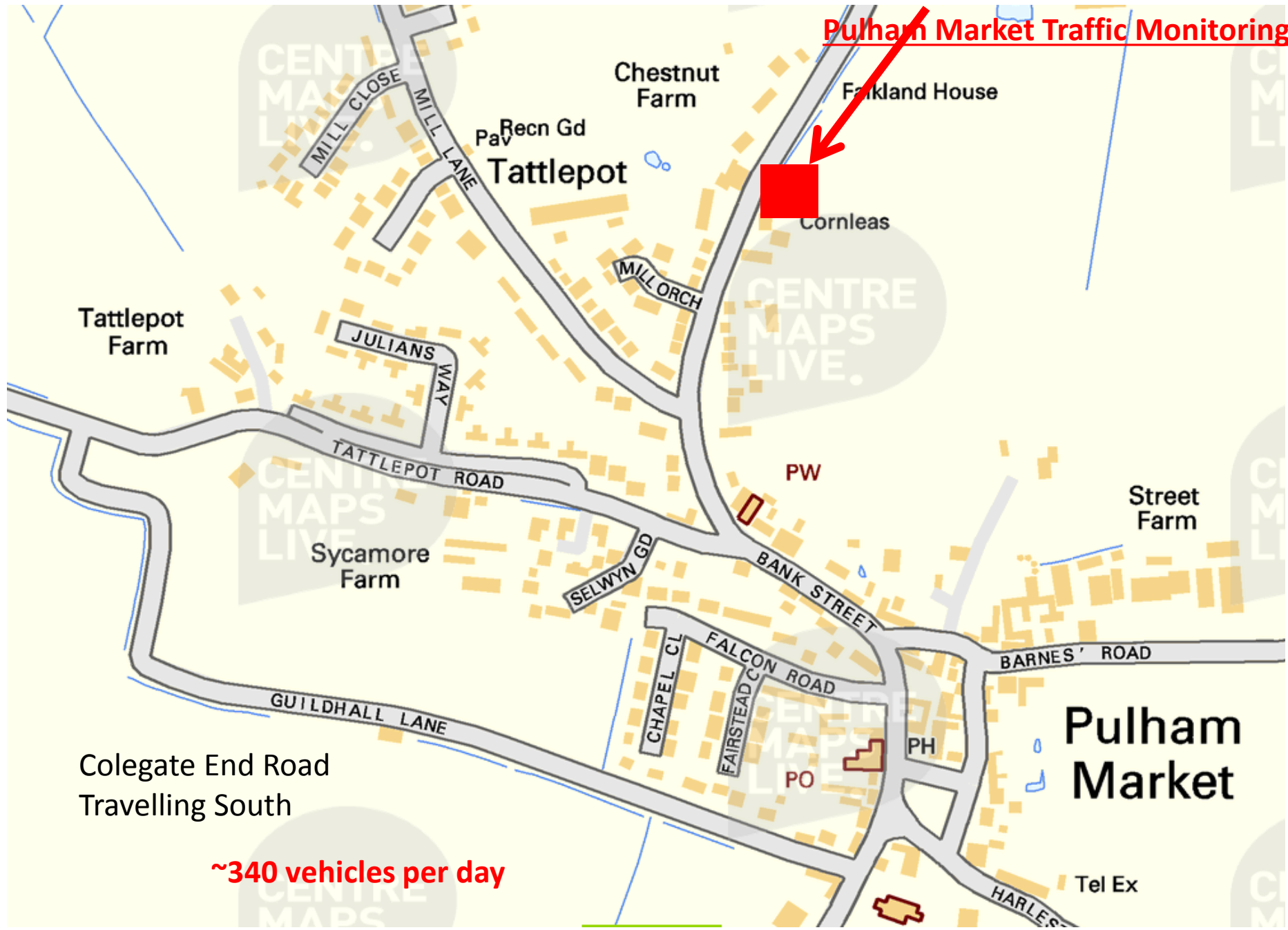


Pulham Market Traffic Monitoring

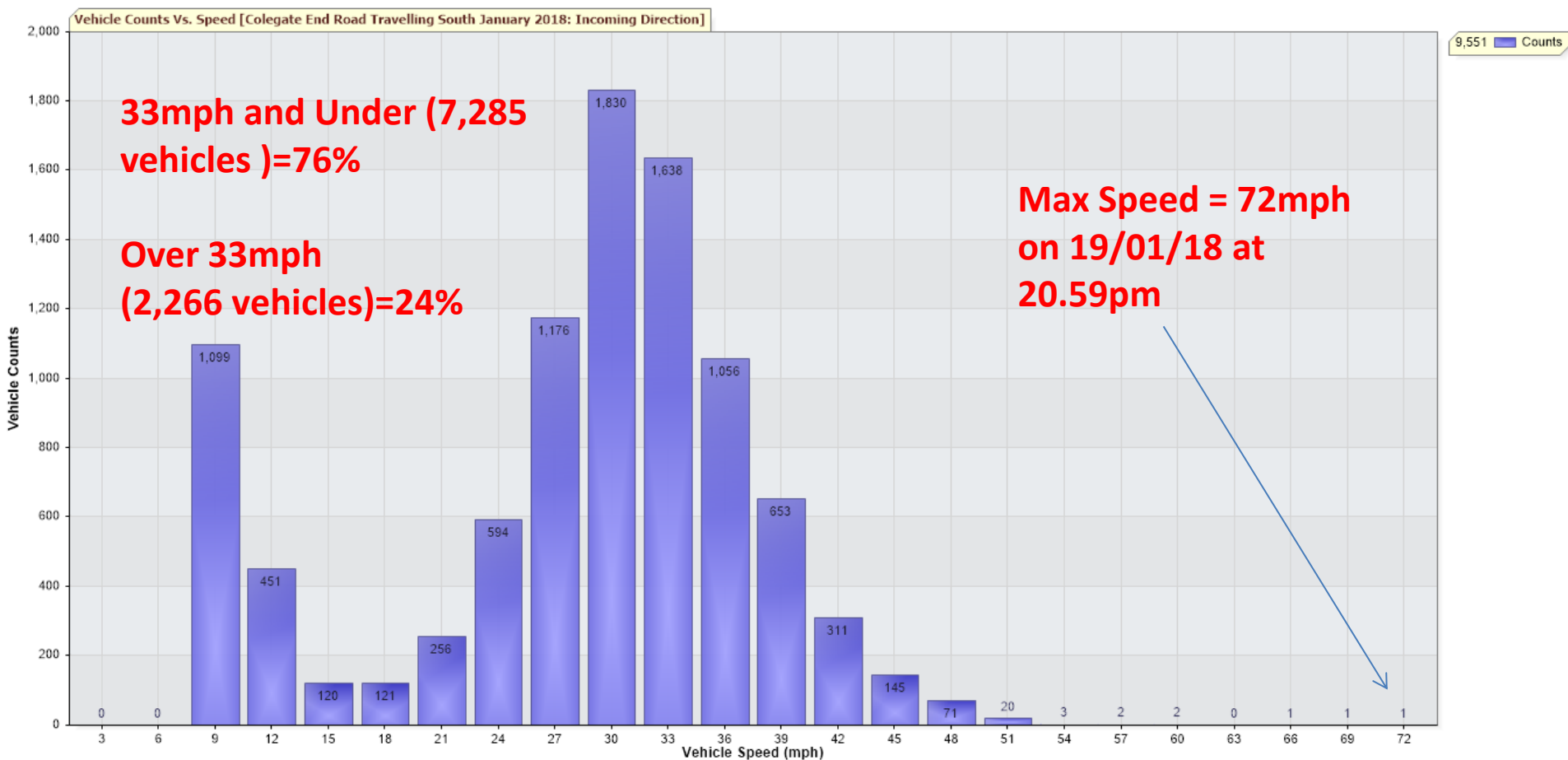


Colegate End Road
Travelling South

~340 vehicles per day

**Pulham Market – Village Speed Limit 30Mph – Colegate End Road Travelling South.
Traffic Report From 24/12/2017 09:33:00 through 22/01/2018 09:11:00
Max Speed = 72.0 mph on 19/01/2018 20:59:00
Total Vehicles = 9,551 counts**

Volumes of Traffic travelling at 3mph intervals.



Pulham Market – Village Speed Limit 30Mph – Colegate End Road Travelling South.

Traffic Report From 24/12/2017 09:33:00 through 22/01/2018 09:11:00

Max Speed = 72.0 mph on 19/01/2018 20:59:00

Total Vehicles = 9,551 counts

Amount of vehicles per hour against the hours throughout the hours day and night.

Project: Colegate End Road Travelling South January 2018
 Location: Incoming Direction

Enable Comparisons:

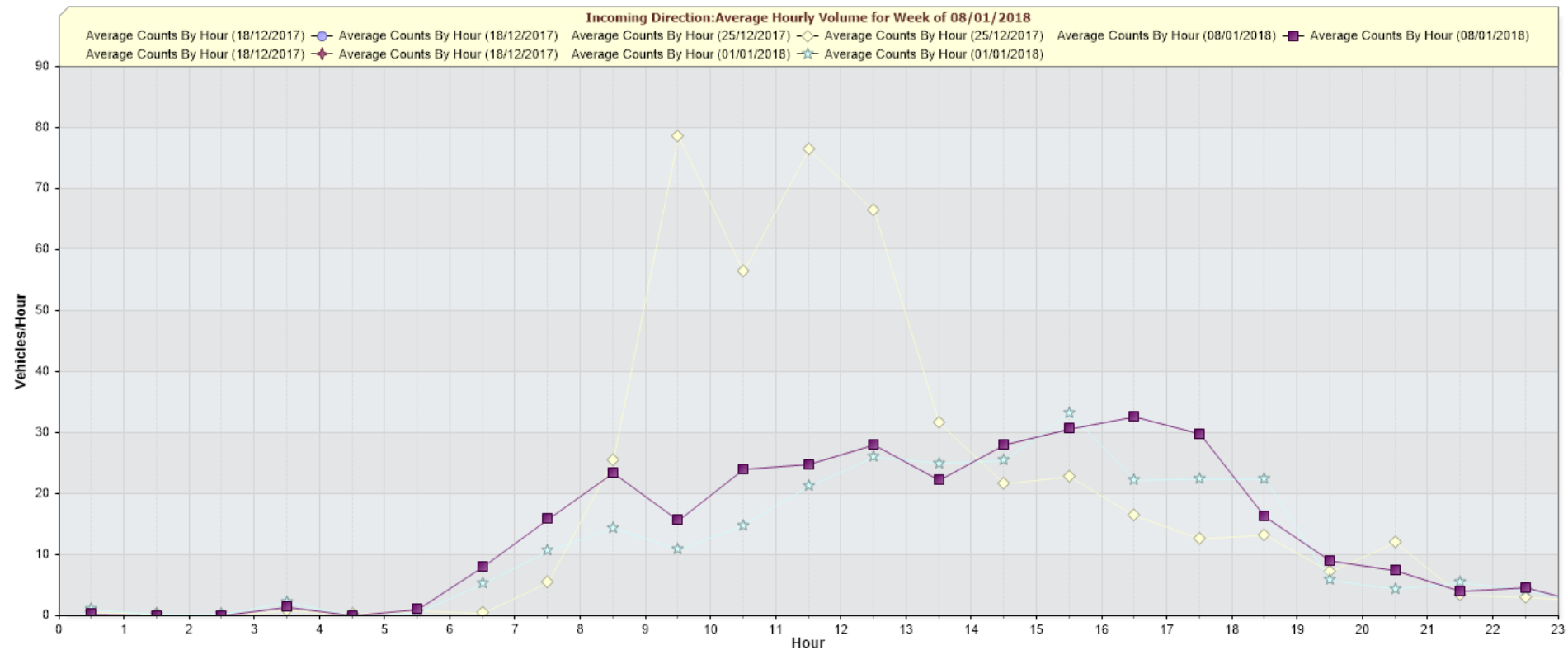
- 18/12/2017 ▲
- 25/12/2017 ■
- 01/01/2018 ▼
- 08/01/2018 ▼

Select Week (Starting Monday):

- 18/12/2017 ▲
- 25/12/2017 ■
- 01/01/2018 ▼
- 08/01/2018 ▼

Incoming Direction: Average Hourly Volume for Week of 08/01/2018

Average Counts By Hour (18/12/2017) Average Counts By Hour (18/12/2017) Average Counts By Hour (25/12/2017) Average Counts By Hour (25/12/2017) Average Counts By Hour (08/01/2018) Average Counts By Hour (08/01/2018)
 Average Counts By Hour (18/12/2017) Average Counts By Hour (18/12/2017) Average Counts By Hour (01/01/2018) Average Counts By Hour (01/01/2018)



Pulham Market – Village Speed Limit 30Mph – Colegate End Road Travelling South.

Traffic Report From 24/12/2017 09:33:00 through 22/01/2018 09:11:00

Max Speed = 72.0 mph on 19/01/2018 20:59:00

Total Vehicles = 9,551 counts

Traffic travelling mph throughout the hours of the day and night.

Project: Colegate End Road Travelling South January 2018
 Location: Incoming Direction

Enable Comparisons:

25/12/2017	^
01/01/2018	-
08/01/2018	-
15/01/2018	v

Plot 85th Pctle Speeds

Select Week (Starting Monday):

18/12/2017	^
25/12/2017	-
01/01/2018	-
08/01/2018	v

