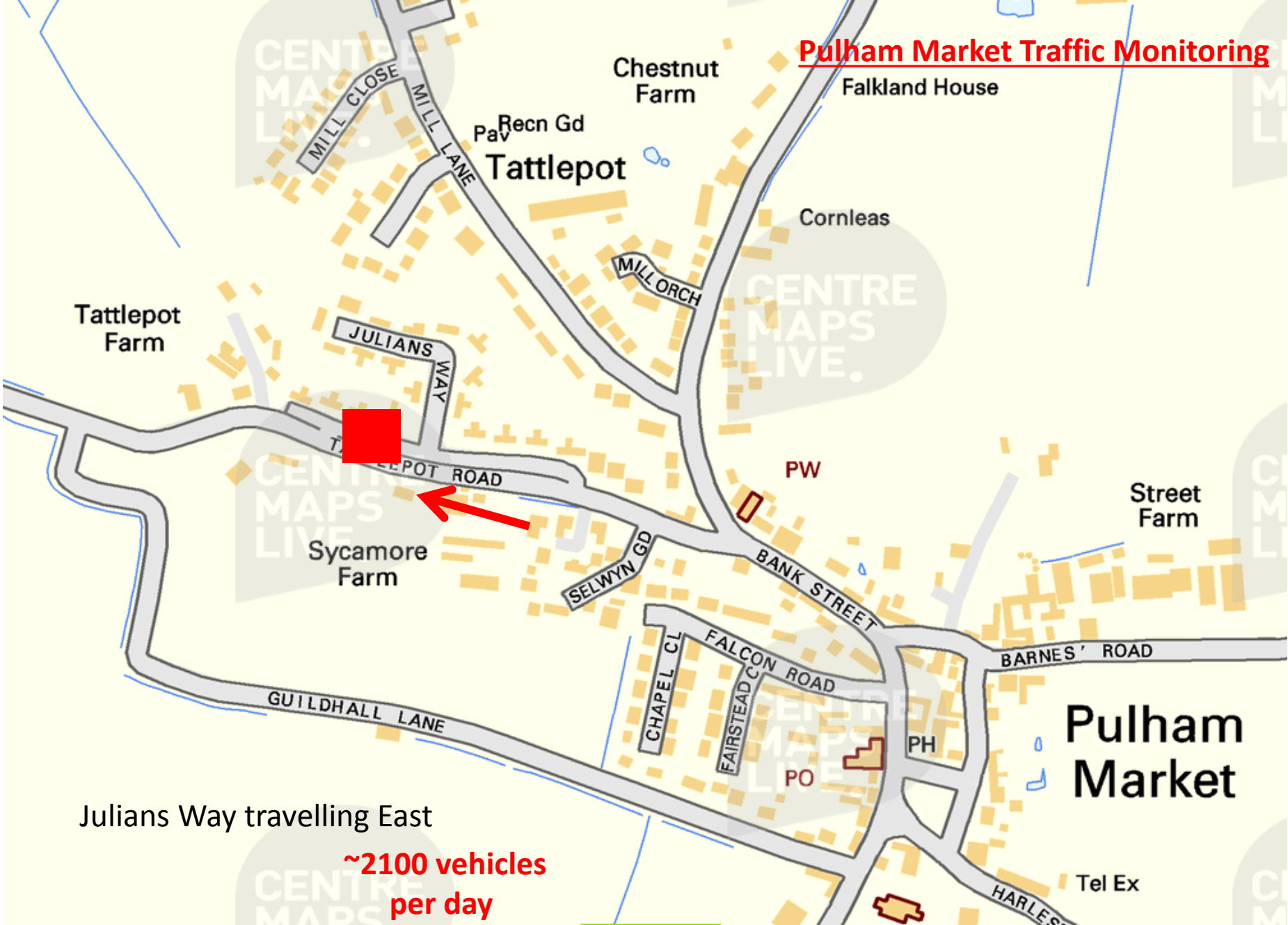


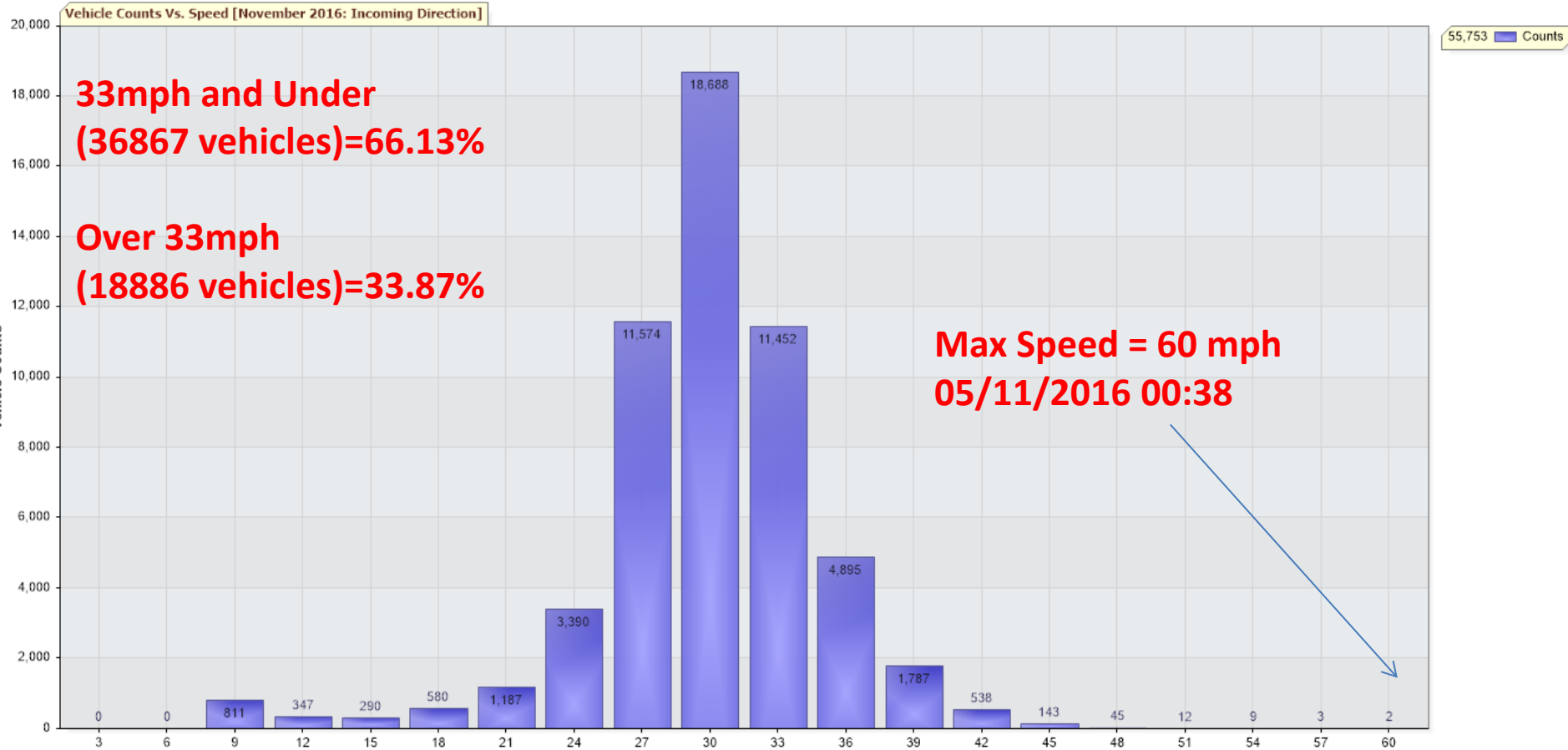
Pulham Market Traffic Monitoring



Julians Way travelling East

**~2100 vehicles
per day**

**Pulham Market – Village Speed Limit 30Mph – Julian’s Way travelling out of the village.
Traffic Report From 31/10/2016 11:18 through 28/11/2016 09:54
Total Vehicles 55753 = 2100 per day**



Pulham Market – Village Speed Limit 30Mph – Julian’s Way travelling out of the village.

Traffic Report From 31/10/2016 11:18 through 28/11/2016 09:54

Total Vehicles 55753 = 2100 per day

Project: November 2016
 Location: Incoming Direction

Enable Comparisons:

31/10/2016
07/11/2016
14/11/2016
21/11/2016

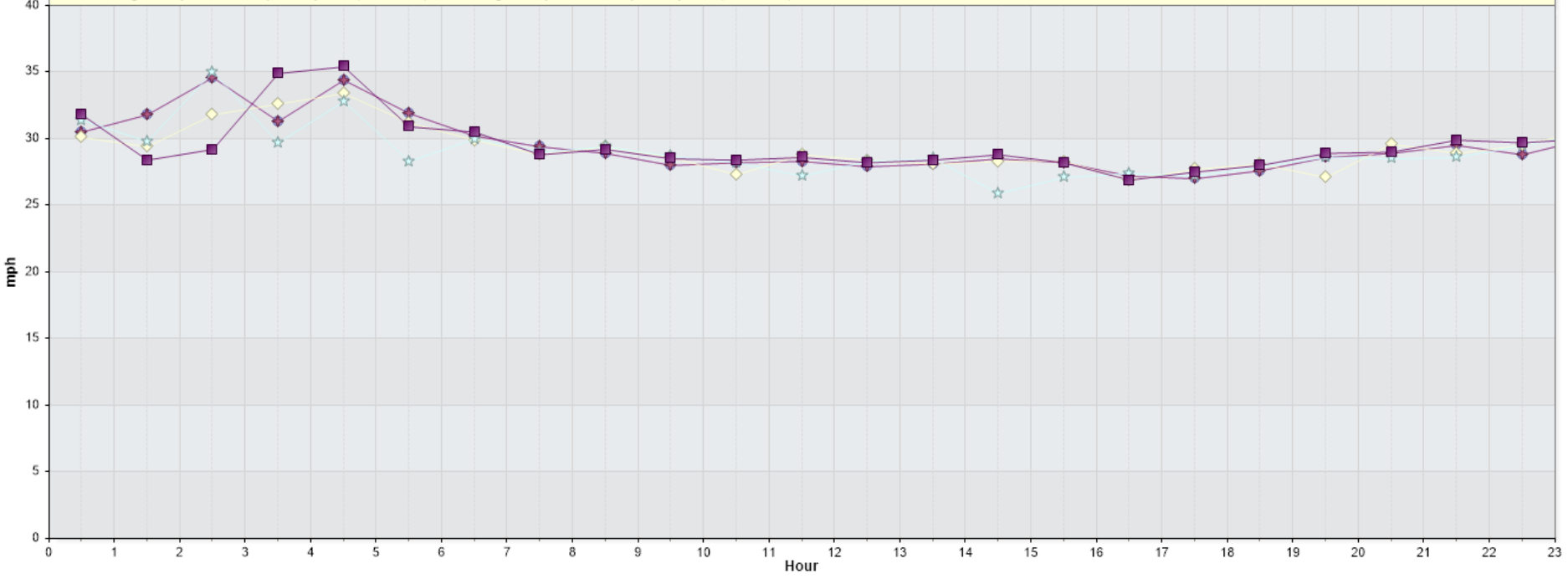
Plot 85th Pctle Speeds

Select Week (Starting Monday):

31/10/2016
07/11/2016
14/11/2016
21/11/2016

Incoming Direction: Average Hourly WEEKDAY Speeds for Week of 21/11/2016

Average Hourly WEEKDAY Speeds By Hour (31/10/2016) —●— Average Hourly WEEKDAY Speeds By Hour (31/10/2016)
 Average Hourly WEEKDAY Speeds By Hour (14/11/2016) —★— Average Hourly WEEKDAY Speeds By Hour (14/11/2016)
 Average Hourly WEEKDAY Speeds By Hour (31/10/2016) —◆— Average Hourly WEEKDAY Speeds By Hour (31/10/2016)
 Average Hourly WEEKDAY Speeds By Hour (21/11/2016) —■— Average Hourly WEEKDAY Speeds By Hour (21/11/2016)
 Average Hourly WEEKDAY Speeds By Hour (07/11/2016) —◇— Average Hourly WEEKDAY Speeds By Hour (07/11/2016)



Pulham Market – Village Speed Limit 30Mph – Julian’s Way travelling out of the village.

Traffic Report From 31/10/2016 11:18 through 28/11/2016 09:54

Total Vehicles 55753 = 2100 per day

Project: November 2016
 Location: Incoming Direction

Enable Comparisons:

31/10/2016
07/11/2016
14/11/2016
21/11/2016

Select Week (Starting Monday):

31/10/2016
07/11/2016
14/11/2016
21/11/2016

