

**6<sup>th</sup> Sept 2024 – Colegate End Road  
heading into Pulham Market**

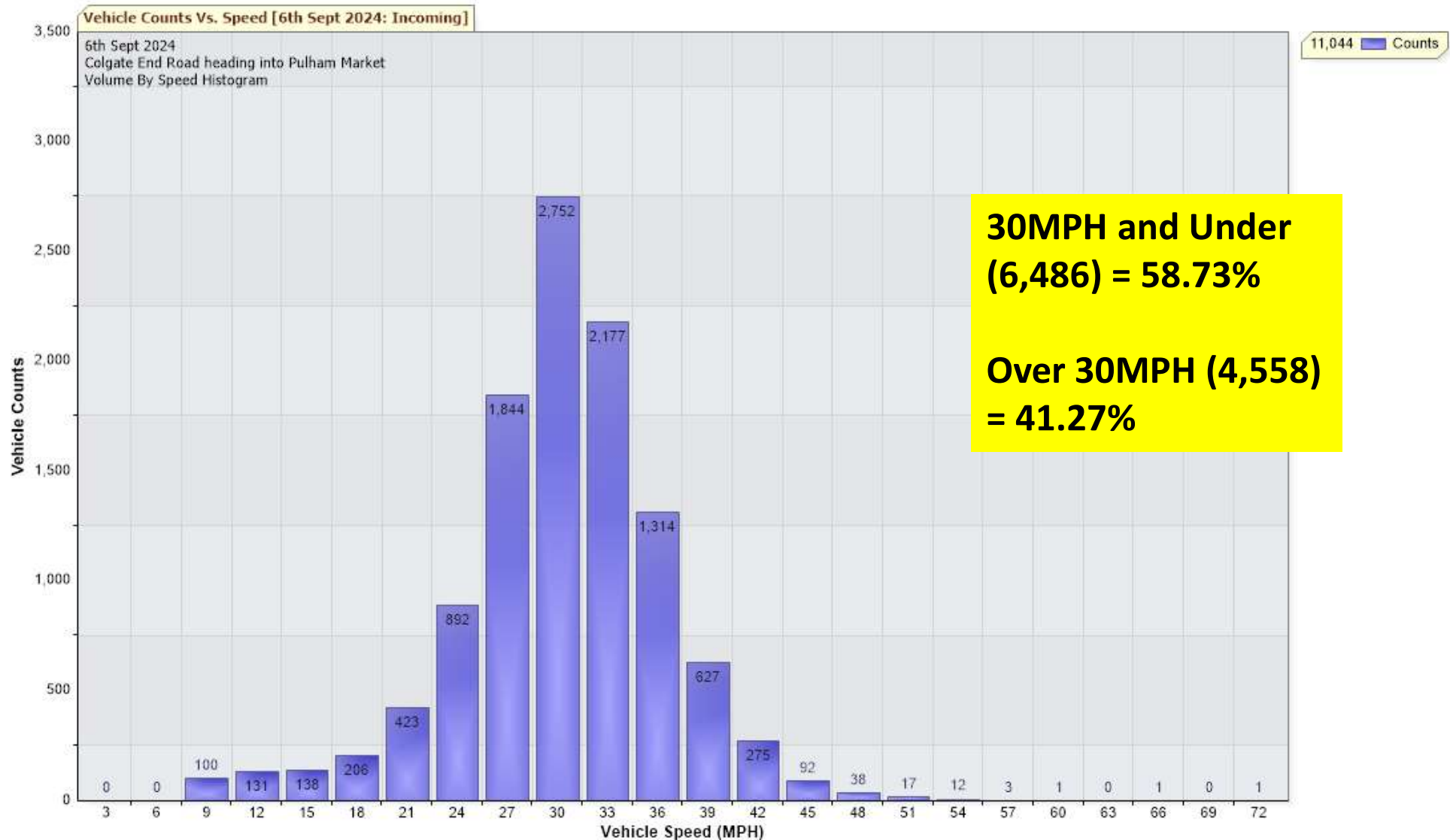
◀ August 2024							September 2024 ▶						
Mon	Tue	Wed	Thu	Fri	Sat	Sun	Mon	Tue	Wed	Thu	Fri	Sat	Sun
29	30	31	1	2	3	4							1
5	6	7	8	9	10	11	2	3	4	5	6	7	8
12	13	14	15	16	17	18	9	10	11	12	13	14	15
19	20	21	22	23	24	25	16	17	18	19	20	21	22
26	27	28	29	30	31		23	24	25	26	27	28	29
							30						
October 2024							November 2024						
Mon	Tue	Wed	Thu	Fri	Sat	Sun	Mon	Tue	Wed	Thu	Fri	Sat	Sun
	1	2	3	4	5	6					1	2	3
7	8	9	10	11	12	13	4	5	6	7	8	9	10
14	15	16	17	18	19	20	11	12	13	14	15	16	17
21	22	23	24	25	26	27	18	19	20	21	22	23	24
28	29	30	31				25	26	27	28	29	30	1
							2	3	4	5	6	7	8
Today: 08/09/2024													

# 6<sup>th</sup> Sept 2024 – Colegate End Road heading into Pulham Market

Traffic Report from 2/8/24 to 6/9/24

Max Speed = 72 MPH

Total Vehicles = 11,044 counts

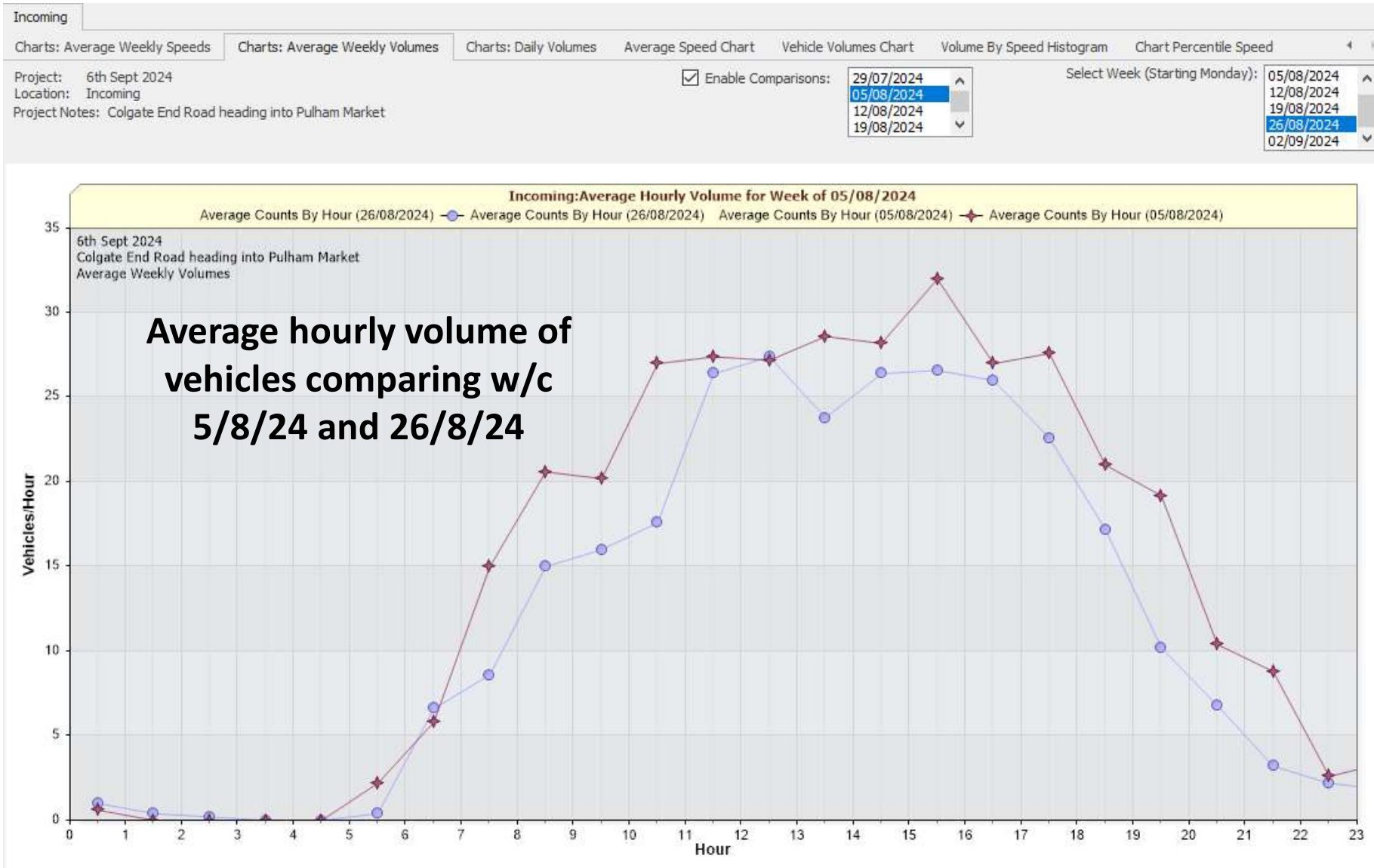


# 6<sup>th</sup> Sept 2024 – Colegate End Road heading into Pulham Market

Traffic Report from 2/8/24 to 6/9/24

Max Speed = 72 MPH

Total Vehicles = 11,044 counts

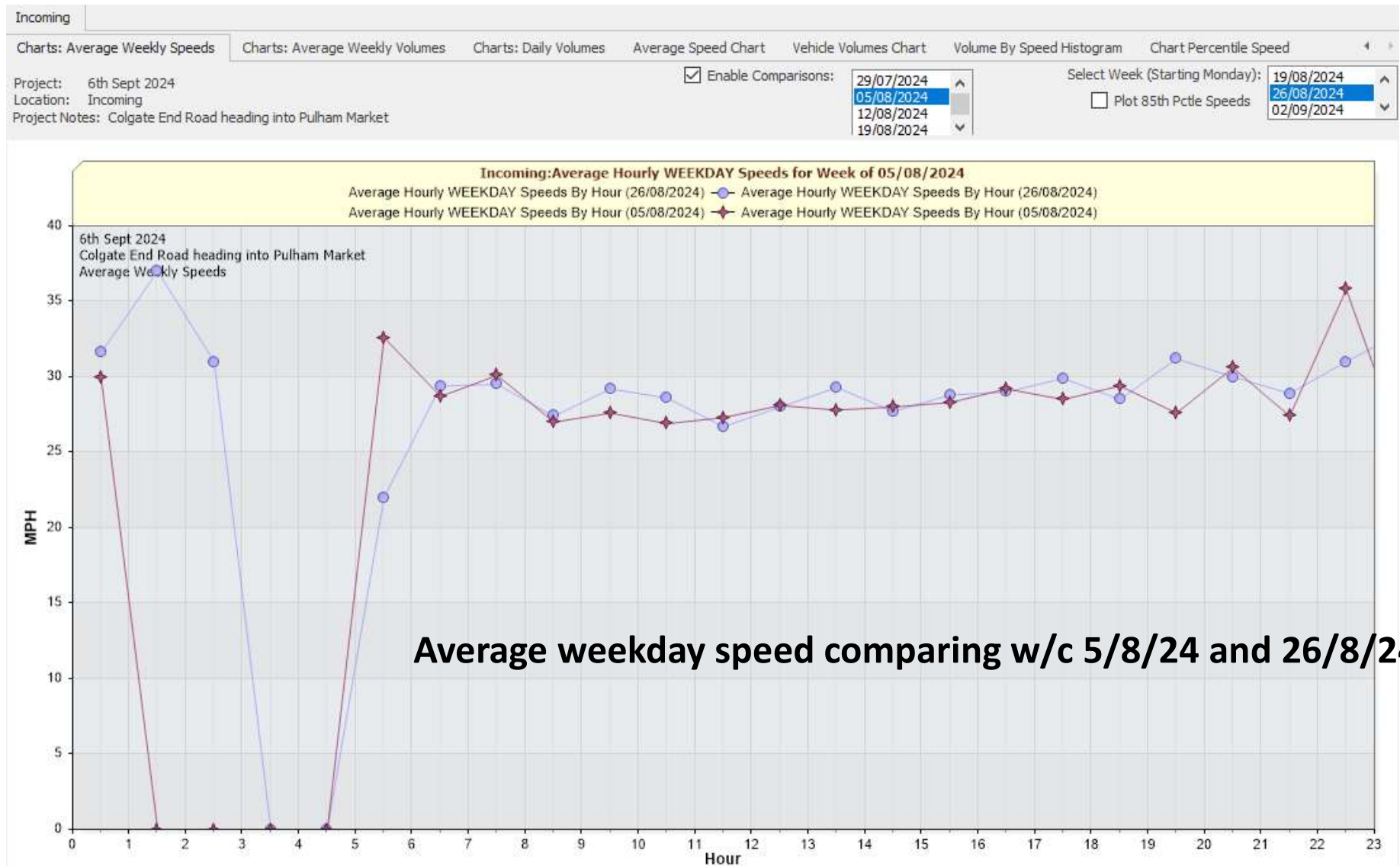


# 6<sup>th</sup> Sept 2024 – Colegate End Road heading into Pulham Market

Traffic Report from 2/8/24 to 6/9/24

Max Speed = 72 MPH

Total Vehicles = 11,044 counts



Average weekday speed comparing w/c 5/8/24 and 26/8/24