

9th November 2024 – Harleston Rd
heading into Pulham Market

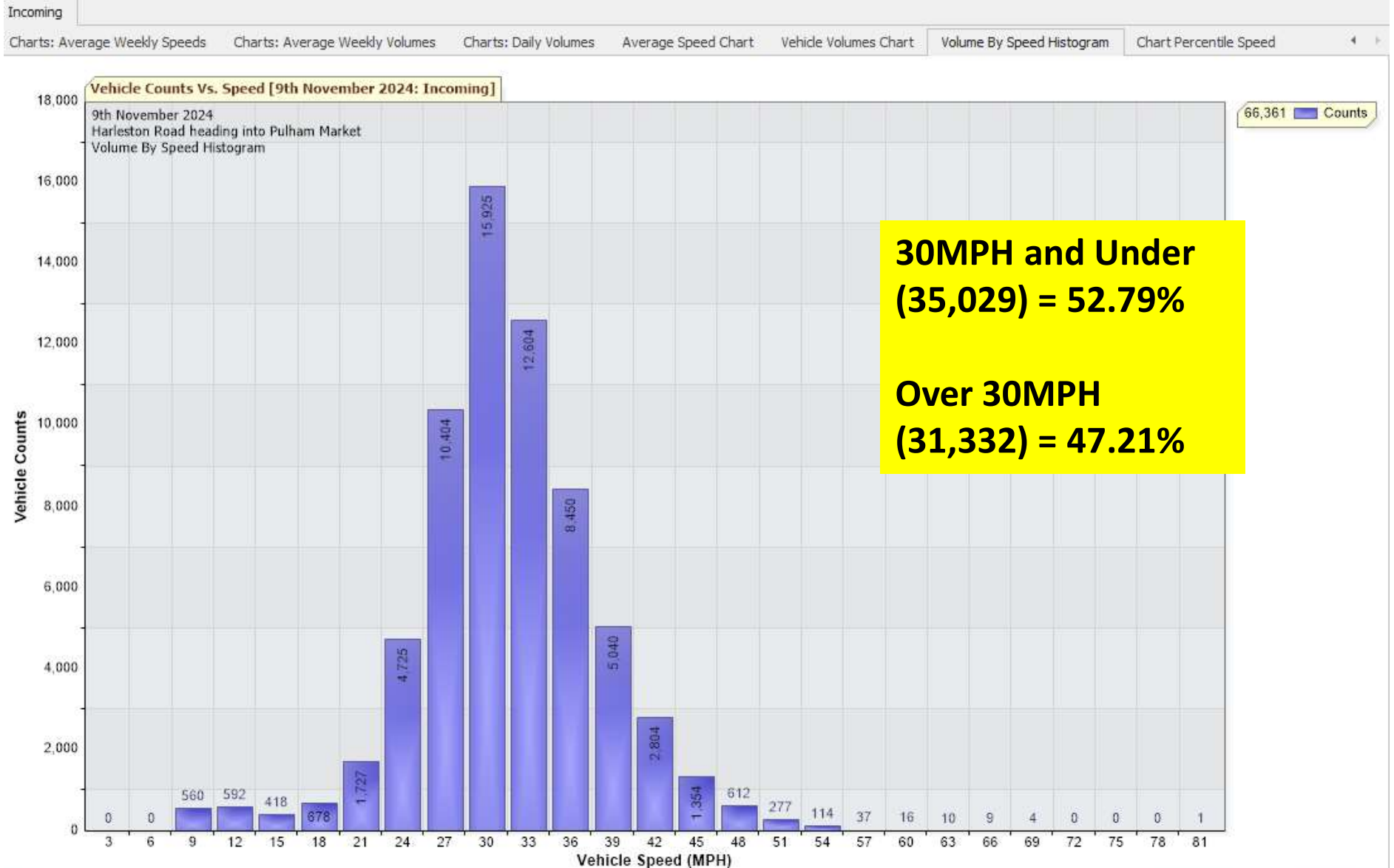
◀ October 2024							November 2024 ▶						
Mon	Tue	Wed	Thu	Fri	Sat	Sun	Mon	Tue	Wed	Thu	Fri	Sat	Sun
30	1	2	3	4	5	6					1	2	3
7	8	9	10	11	12	13	4	5	6	7	8	9	10
14	15	16	17	18	19	20	11	12	13	14	15	16	17
21	22	23	24	25	26	27	18	19	20	21	22	23	24
28	29	30	31				25	26	27	28	29	30	
December 2024							January 2025						
Mon	Tue	Wed	Thu	Fri	Sat	Sun	Mon	Tue	Wed	Thu	Fri	Sat	Sun
						1			1	2	3	4	5
2	3	4	5	6	7	8	6	7	8	9	10	11	12
9	10	11	12	13	14	15	13	14	15	16	17	18	19
16	17	18	19	20	21	22	20	21	22	23	24	25	26
23	24	25	26	27	28	29	27	28	29	30	31	1	2
30	31						3	4	5	6	7	8	9
<input type="text"/> Today: 11/11/2024													

9th Nov 2024 – Harleston Road heading into Pulham Market

Traffic Report from 6/10/24 to 9/11/24

Max Speed = 81 MPH

Total Vehicles = 66,361 counts



9th Nov 2024 – Harleston Road heading into Pulham Market

Traffic Report from 6/10/24 to 9/11/24

Max Speed = 81 MPH

Total Vehicles = 66,361 counts

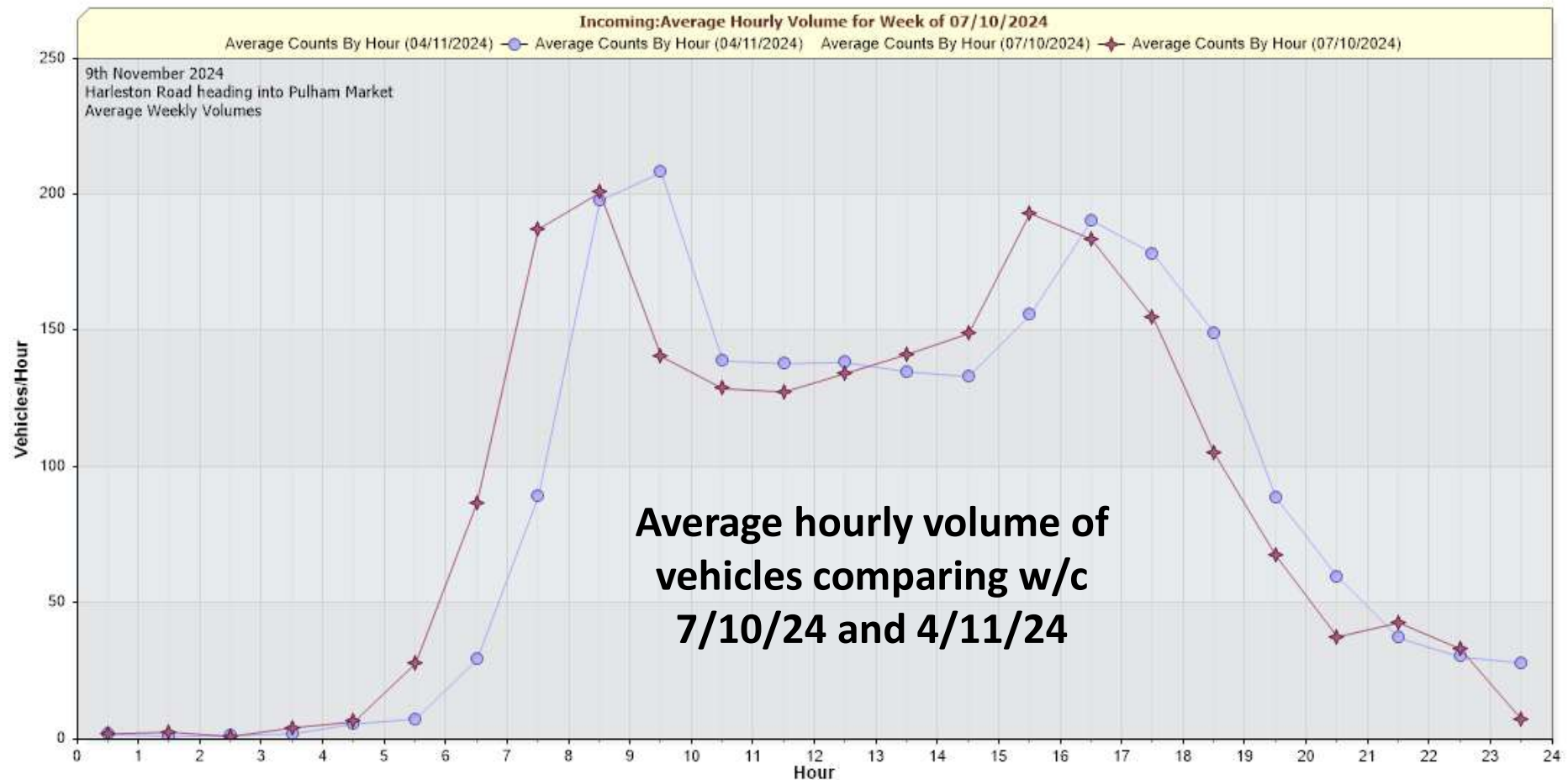
Incoming

Summary Histogram Report Monthly Counts/Speed Avgs Weekly Counts/Speed Averages Speeder Report Charts: Average Weekly Speeds Charts: Average Weekly Volumes Charts: Daily Volume

Project: 9th November 2024
Location: Incoming
Project Notes: Harleston Road heading into Pulham Market

☒ Enable Comparisons: 30/09/2024 07/10/2024 14/10/2024 21/10/2024

Select Week (Starting Monday): 07/10/2024 14/10/2024 21/10/2024 28/10/2024 04/11/2024

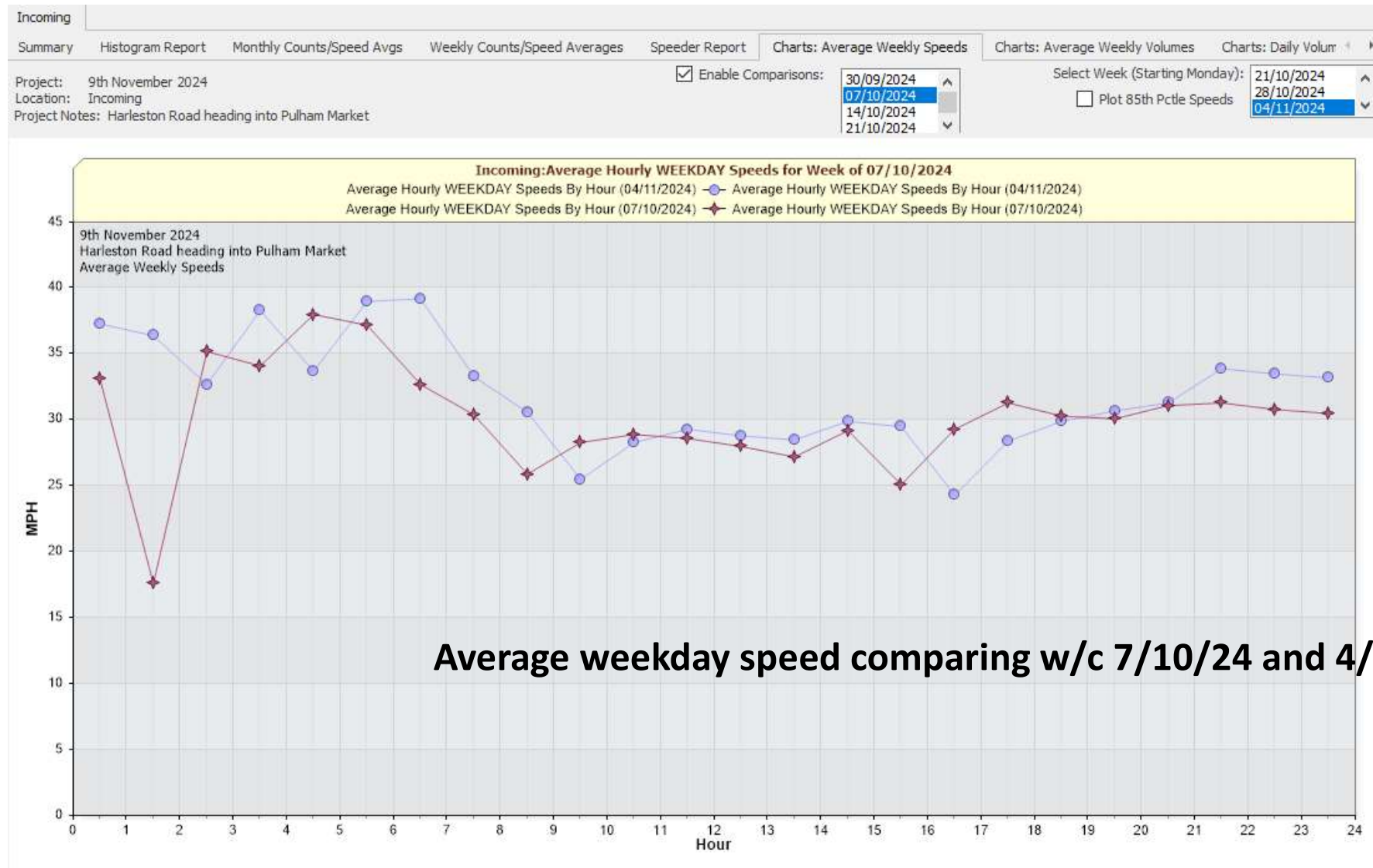


9th Nov 2024 – Harleston Road heading into Pulham Market

Traffic Report from 6/10/24 to 9/11/24

Max Speed = 81 MPH

Total Vehicles = 66,361 counts



Average weekday speed comparing w/c 7/10/24 and 4/11/24