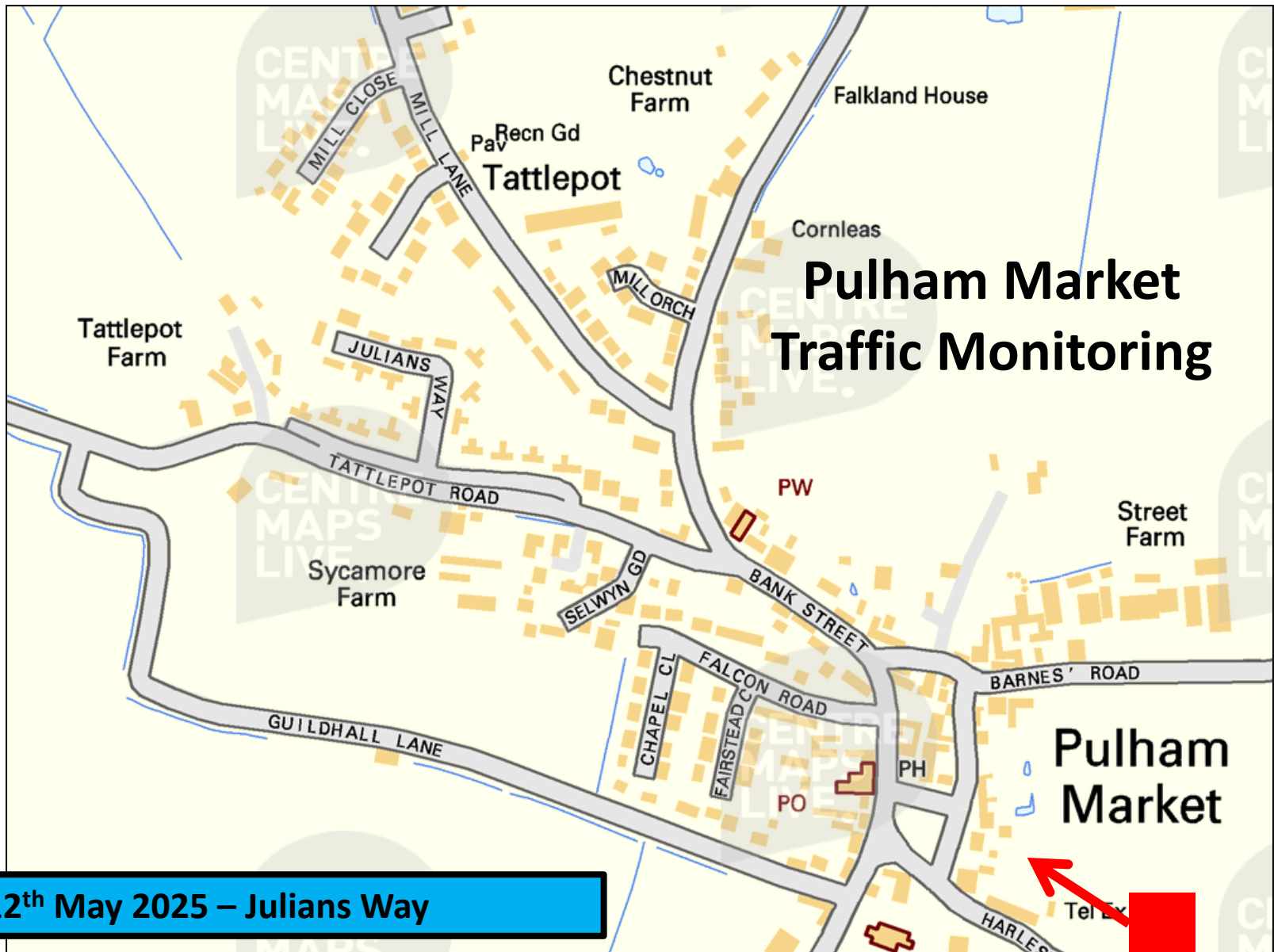


Pulham Market Traffic Monitoring



12th May 2025 – Julians Way

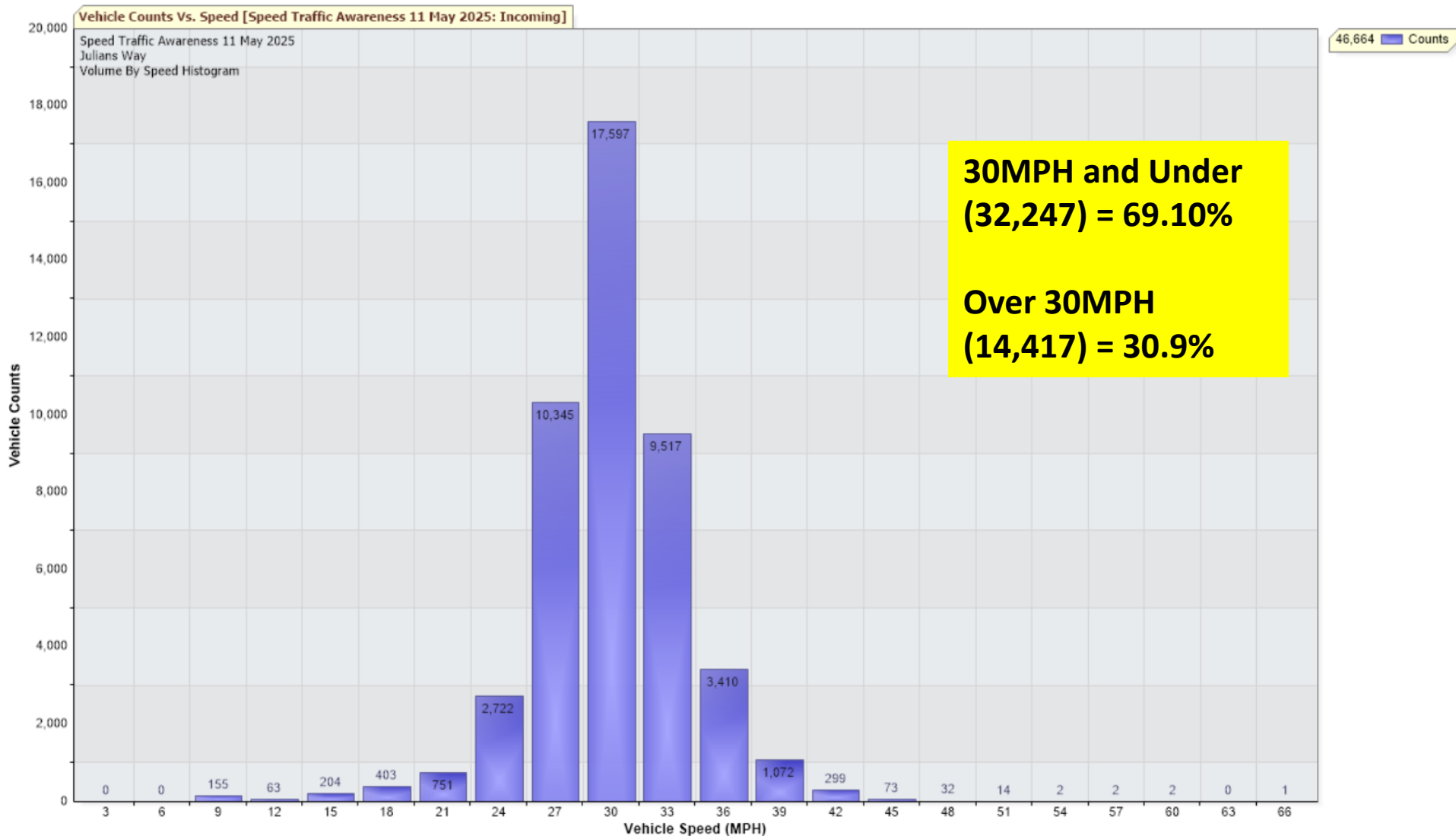
◀ April 2025							May 2025 ▶						
Mon	Tue	Wed	Thu	Fri	Sat	Sun	Mon	Tue	Wed	Thu	Fri	Sat	Sun
31	1	2	3	4	5	6				1	2	3	4
7	8	9	10	11	12	13	5	6	7	8	9	10	11
14	15	16	17	18	19	20	12	13	14	15	16	17	18
21	22	23	24	25	26	27	19	20	21	22	23	24	25
28	29	30					26	27	28	29	30	31	
June 2025							July 2025						
Mon	Tue	Wed	Thu	Fri	Sat	Sun	Mon	Tue	Wed	Thu	Fri	Sat	Sun
						1		1	2	3	4	5	6
2	3	4	5	6	7	8	7	8	9	10	11	12	13
9	10	11	12	13	14	15	14	15	16	17	18	19	20
16	17	18	19	20	21	22	21	22	23	24	25	26	27
23	24	25	26	27	28	29	28	29	30	31	1	2	3
30							4	5	6	7	8	9	10
<input type="text"/> Today: 20/05/2025													

11th May 2025 – Julians Way

Traffic Report from 12/4/25 to 11/5/25

Max Speed = 66 MPH

Total Vehicles = 46,664 counts



11th May 2025 – Julians Way

Traffic Report from 12/4/25 to 11/5/25

Max Speed = 66 MPH

Total Vehicles = 46,664 counts

Summary

Histogram Report

Monthly Counts/Speed Avgs

Weekly Counts/Speed Averages

Speeder Report

Charts: Average Weekly Speeds

Charts: Average Weekly Volumes

Charts: Daily Volumes

Project: Speed Traffic Awareness 11 May 2025

Location: Incoming

Project Notes: Julians Way

☒ Enable Comparisons:

07/04/2025

14/04/2025

21/04/2025

28/04/2025

Select Week (Starting Monday):

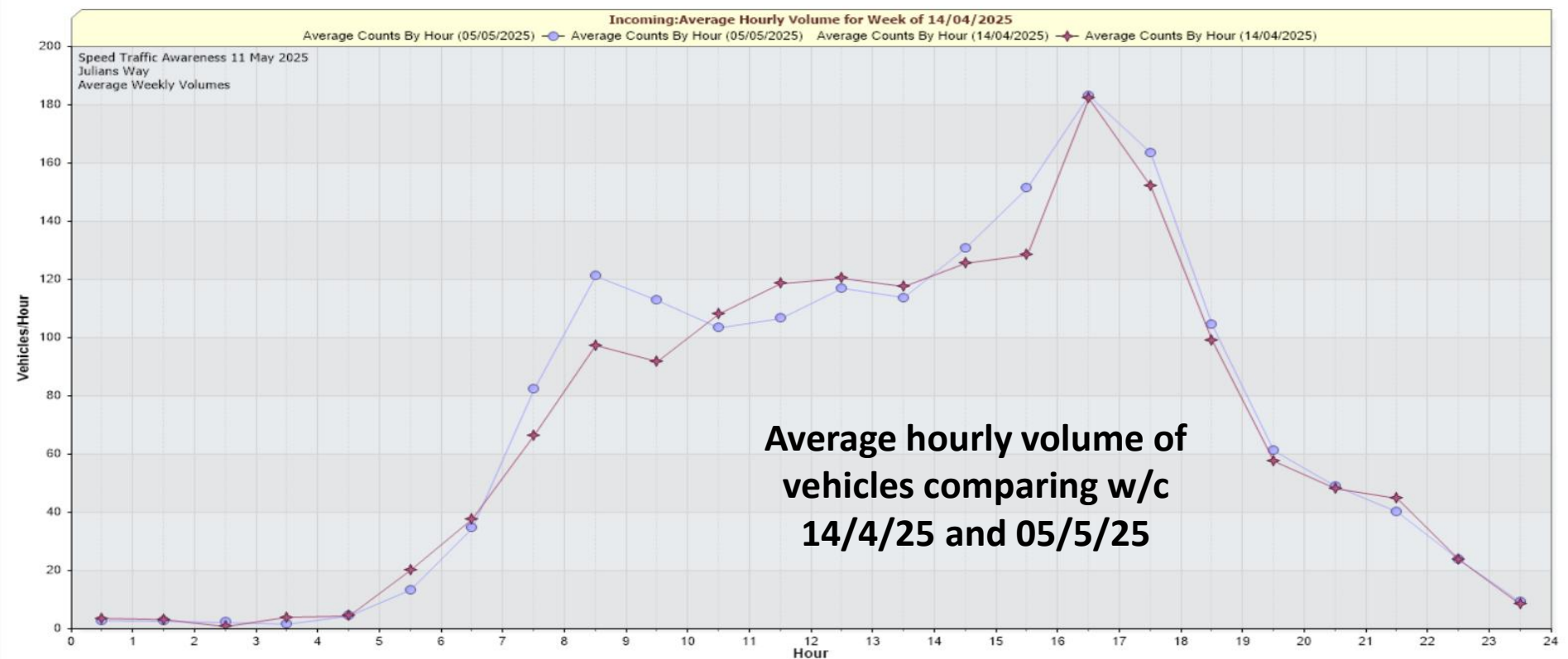
07/04/2025

14/04/2025

21/04/2025

28/04/2025

05/05/2025



11th May 2025 – Julians Way

Traffic Report from 12/4/25 to 11/5/25

Max Speed = 66 MPH

Total Vehicles = 46,664 counts

Summary Histogram Report Monthly Counts/Speed Avgs Weekly Counts/Speed Averages Speeder Report Charts: Average Weekly Speeds Charts: Average Weekly Volumes Charts: Daily Volumes

Project: Speed Traffic Awareness 11 May 2025
Location: Incoming
Project Notes: Julians Way

☒ Enable Comparisons: 07/04/2025
14/04/2025
21/04/2025
28/04/2025

Select Week (Starting Monday): 14/04/2025
21/04/2025
28/04/2025
05/05/2025

☐ Plot 85th Pctle Speeds

